

Leading Provider of Systematic Interconnection Solutions

“科技领先，优质高效”是公司的质量方针  
Our Quality Policy –  
"Leading Technology, High Quality & Efficiency"

“创新、务实”是公司的经营理念  
Our Business Philosophy -- "Pragmatic and Innovative"

“顾客至上，遵信守约”是艾力特人对您的承诺  
Our Commitment -- "Customer Oriented, Integrity First"

# 优选产品手册

## Optimal Product Brochure

科技领先 优质高效

系统互联方案解决专家

西安艾力特电子实业有限公司  
XI'AN ELITE ELECTRONIC INDUSTRIAL CO., LTD.

电话 TEL: +86 (0) 29-85955820

邮箱 E-mail: vip@xa-elite.com.cn

网址 Web: www.xa-elite.com.cn  
www.rf-coaxialconnector.com  
xaelite.en.alibaba.com

地址 Address:

No.1068 Runfeng Road, Chang'an Communication  
Industrial Park, High-Tech Zone, Xi'an 710114,  
Shaanxi, China



[www.xa-elite.com.cn](http://www.xa-elite.com.cn)

### 1. RF Coaxial Connector

SMP Series	01
SSMP Series	14
CSMP Series	19
ASMP Series	21
SMA Series	23
K(2.92mm) Series	31
3.5mm Series	35
2.4mm Series	37
SSMA Series	39
MSSM Series	43
N Series	45
TMA Series	49
SSMB Series	51
MCX Series	55
TNC Series	59
TNCA Series	62
SBMA Series	65
BMA Series	68

### 2. Between Series Adapters

SSMA/SBMA Series	71
SMA/SBMA Series	71
SMA/BMA Series	72
N/3.5 Series	72
SMA/MCX Series	73
SMA/SSMB Series	73

### 3. RF Coaxial Matched Load

SMA Series	74
SSMA Series	75
K(2.92mm) Series	75
TNC Series	75
TNCA Series	75
N Series	76
SMP Series	76
SSMP Series	77
CSMP Series	77
SOSMA Series	77

**4. Waveguide to Coaxial Adapter**

SMA Series .....	78
K(2.92mm) Series .....	79
2.4mm Series .....	80
1.85mm Series .....	80

**5. Hermetic Glass to Metal Seals**

M Series- 50Ω Single Pin .....	82
MC Series-DC Single Pin .....	84
MC Series-Multi-pin Header .....	85

**6. Floating Solderless Connector**

SMP Series .....	90
SSMP Series .....	90
FDG Series .....	90

**7. Integrated Products**


J series rectangular connector .....	92
--------------------------------------	----

**8. Low Frequency Micro-rectangular Products**

J30J Crimp Series .....	99
J30J Insert PCB series .....	100
J30JB Crimp Series .....	104
J30JM Hermetic Series .....	104
J55A Crimp Series .....	109
J55A Insert PCB series .....	110
J55AM Hermetic Series .....	112
J56J Crimp Series .....	113
J56J Insert PCB series .....	114



## Introduction



Hermetic Glass to Metal Seals / RF&DC Feedthroughs / Hermetic Seals / Multi-pin Headers / Glass insulators is also called Glass beads.

They are mainly used to transmit microwave signals, power signals and control signals between modules and modules, modules and components with gas sealing / airtight requirements. They are one of the most critical components in sealing components.

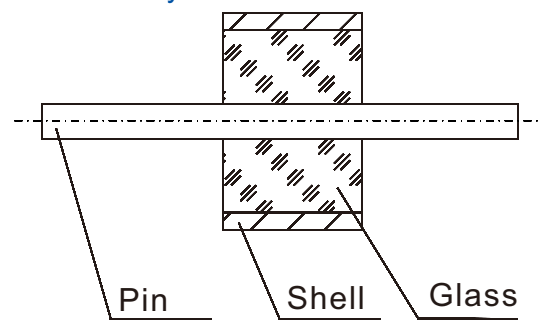
The glass with low dielectric constant and low dielectric loss is used as insulating medium and supporting material. The housing and pin is made of Kovar alloy that sintered under high temperature, and the surface is gold plated.

The pin has a variety of termination function with different pin tips, such as gold wire bonding, soldering and mating etc.

Glass insulators are small, lightweight, hermetic, high reliable and have been widespread in electronic manufacturing industries in recent years.

## Structure

Glass insulator is composed of three parts: outer conductor/shell, glass medium and center pin. Its basic structure is shown in the figure.



## Reliability Requirements

- Hermeticity:**  $\leq 1.01325 \times 10^{-3} \text{Pa} \cdot \text{cm}^3/\text{s}$ .
- Salt spray (corrosion):** according to the relevant provisions of quality standards, glass insulators should not expose base metal on their interface after testing, and there should be no serious corrosion and spot phenomenon.
- Temperature shock:** according to the relevant provisions of quality standards, glass insulators should be free of appearance or mechanical damage after testing. The dielectric voltage withstanding of the connector, the contact resistance of the central conductor and the VSWR should meet the requirements of the corresponding clauses.

## Quality Requirements

The glass insulators produced by Elite Electronic(ELT) have the advantages of stable quality and high reliability. They have been widely used in electronics packages, electronics countermeasures, satellites, missiles, radar and other usage in Aerospace, Aviation, Navigation, Electronics, Communications, etc.

### Note:

All dimensions are in mm  
Custom dimensions are also available for a wide range of military, avionics, aerospace and automotive applications.

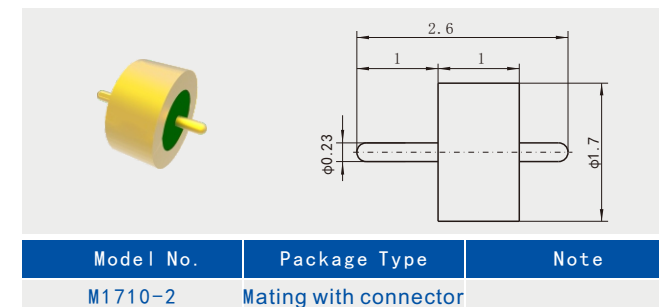
## M Seires-50Ω RF Single Pin

Specification	
Impedance	50 Ω
Frequency Range	0.04GHz~60GHz
VSWR	$\leq 1.25$
Insulation Resistance	$\geq 2000 \text{M} \Omega$

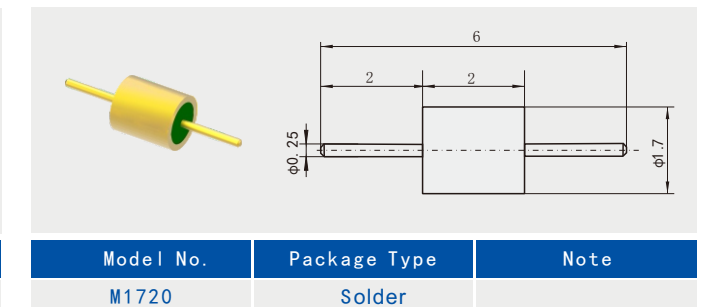
Specification	
Withstand Voltage	$\geq 300 \text{V}$
Environment Temperature	$-65^\circ\text{C} \sim +260^\circ\text{C}$
Hermeticity	$\leq 1.01325 \times 10^{-3} \text{Pa} \cdot \text{cm}^3/\text{s}$
Note	Different models have different parameters, subject to the specifications of the specific model.

## M Standard Series

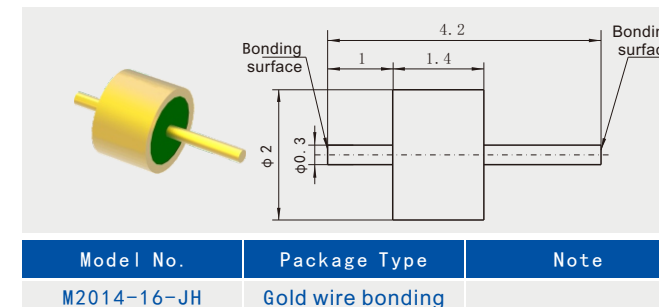
### M1710-2



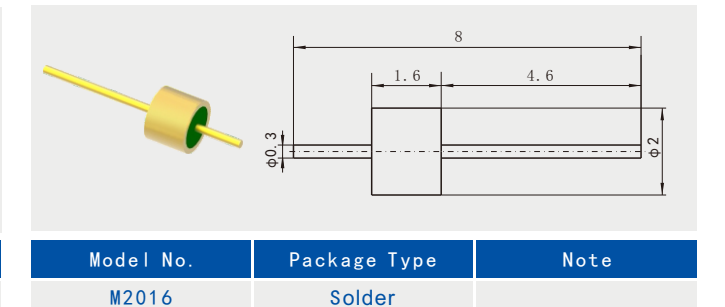
### M1720



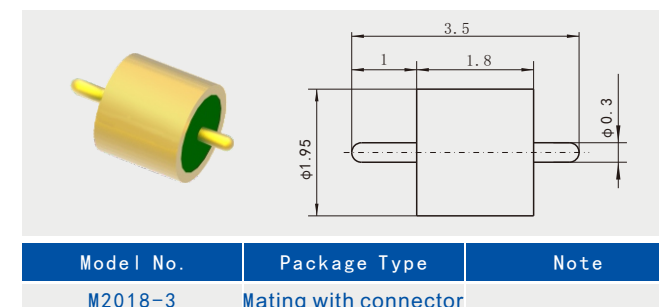
### M2014-16-JH



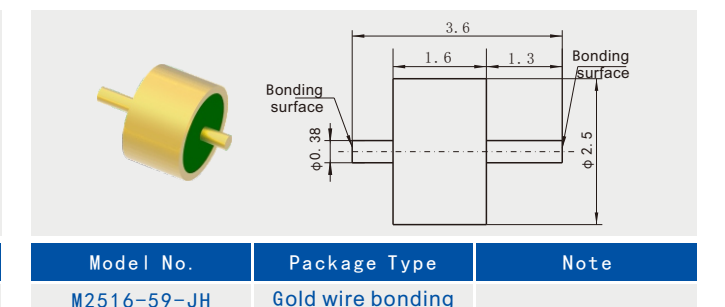
### M2016



### M2018-3

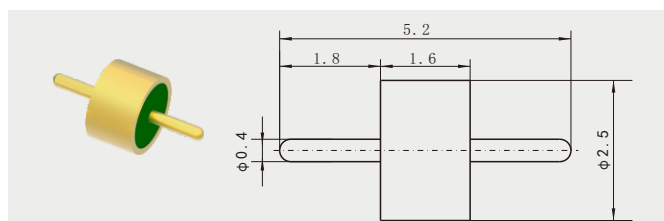


### M2516-59-JH



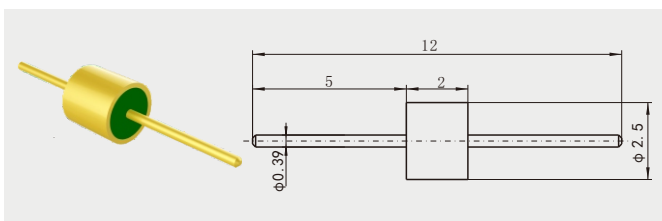
## M Series- 50Ω Single Pin

### M2516-71



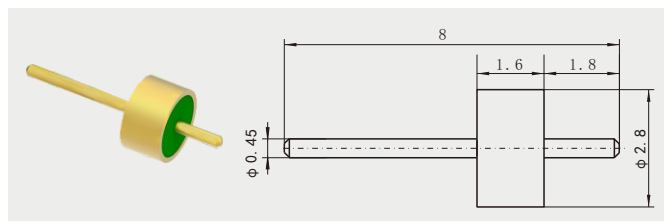
Model No.	Package Type	Note
M2516-71	Mating with connector	

### M2520



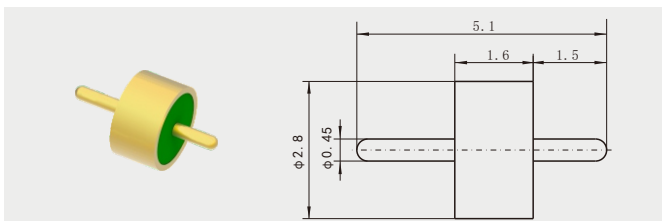
Model No.	Package Type	Note
M2520	Solder	

### M2816



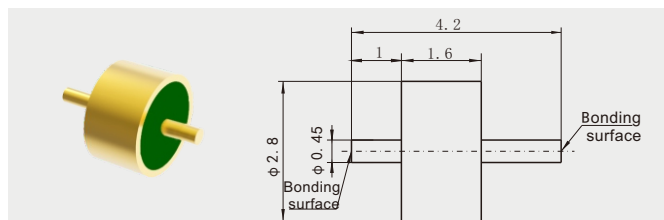
Model No.	Package Type	Note
M2816	Mating with connector/Solder	

### M2816-7



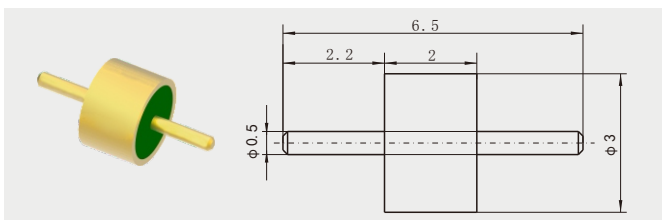
Model No.	Package Type	Note
M2816-7	Mating with connector	

### M2816-29-JH



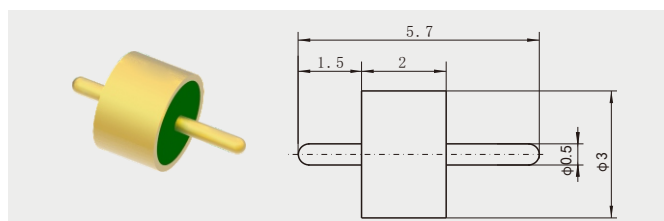
Model No.	Package Type	Note
M2816-29-JH	Gold wire bonding	

### M3020



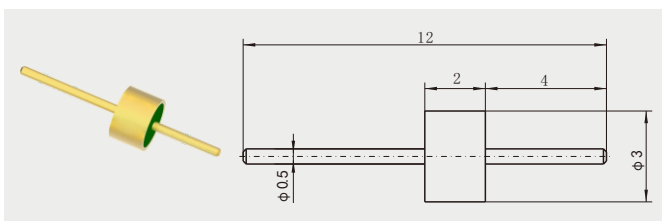
Model No.	Package Type	Note
M3020	Mating with connector/Solder	

### M3020-9



Model No.	Package Type	Note
M3020-9	Mating with connector/Solder	

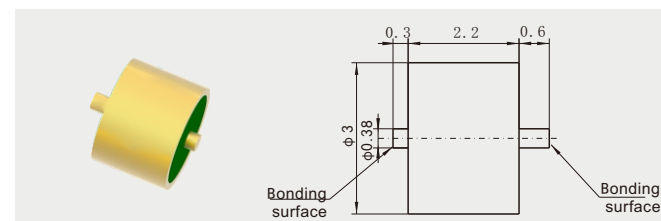
### M3020C



Model No.	Package Type	Note
M3020C	Solder	

## M Series- 50Ω Single Pin

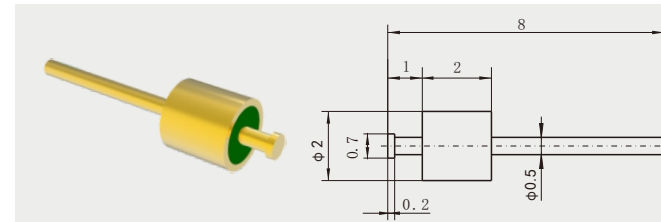
### M3022-2-JHH



Model No.	Package Type	Note
M3022-2-JHH	Gold wire bonding	

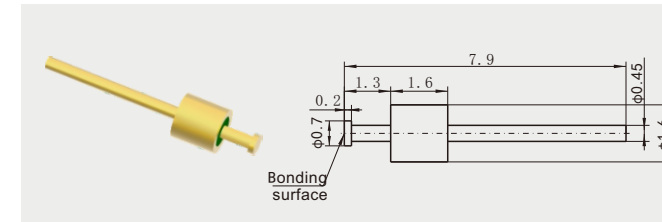
## MC Series-DC Single Pin

### MC-099



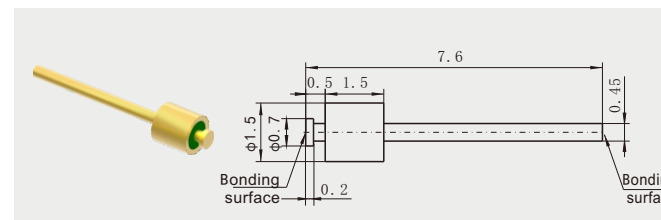
Model No.	Package Type	Note
MC-099	Solder	

### MC-357-JH



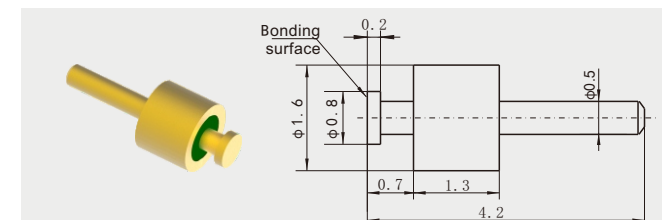
Model No.	Package Type	Note
MC-357-JH	Bonding/Solder	

### MC-631-JH



Model No.	Package Type	Note
MC-631-JH	Bonding/Solder	

### MC-1129-JH



Model No.	Package Type	Note
MC-1129-JH	Bonding/Solder	

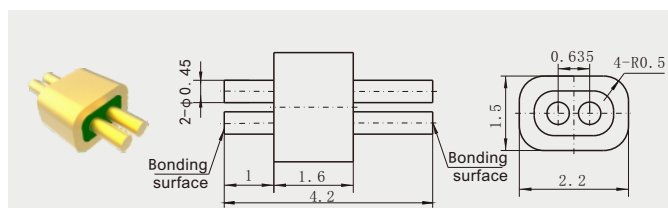
## MC Series-Multi-pin Header

Specification	
Insulation Resistance	≥1000MΩ
Withstand Voltage	≥300V

Specification	
Environment Temperature	-65°C~+260°C
Hermeticity	≤1.01325×10 <sup>-3</sup> Pa·cm <sup>3</sup> /s
Note	Different models have different parameters, subject to the specifications of the specific model.

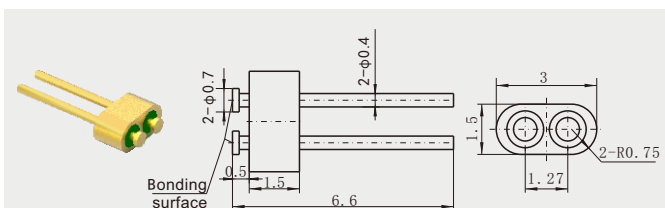
## MC Series-Multi-pin Header

### MC-1764-JH



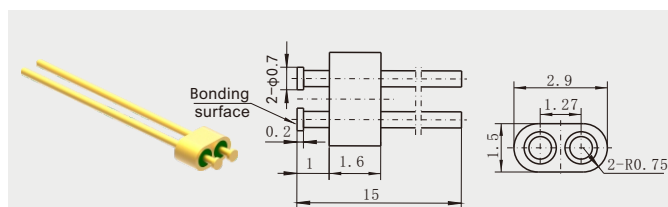
Model No.	Package Type	Note
MC-1764-JH	Gold wire bonding	

### MC-628-JH



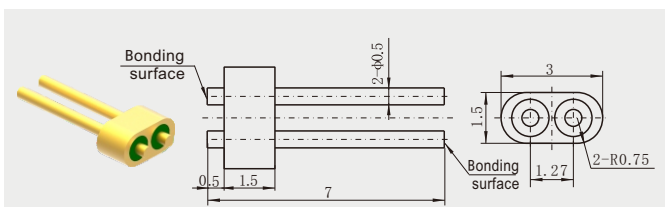
Model No.	Package Type	Note
MC-628-JH	Bonding/Solder	

### MC-1494-JH



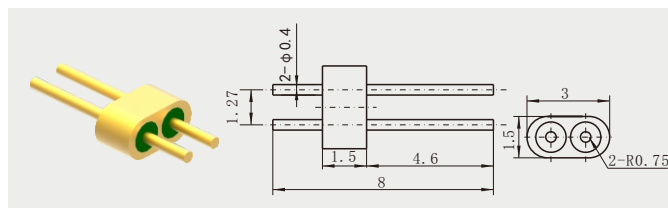
Model No.	Package Type	Note
MC-1494-JH	Bonding/Solder	

### MC-499-JH



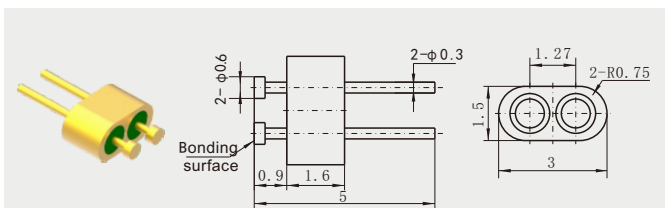
Model No.	Package Type	Note
MC-499-JH	Bonding/Solder	

### MC-273



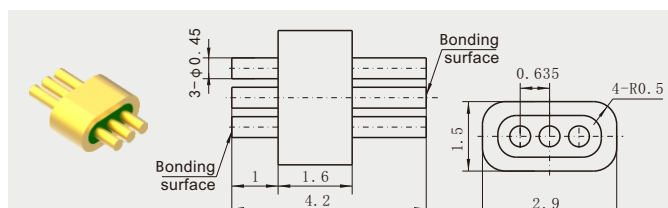
Model No.	Package Type	Note
MC-273	Solder	

### MC-1085-JH



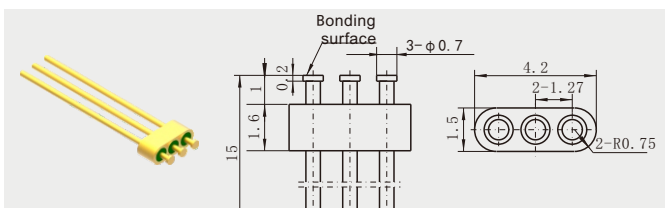
Model No.	Package Type	Note
MC-1085-JH	Bonding/Solder	

### MC-1765-JH



Model No.	Package Type	Note
MC-1765-JH	Gold wire bonding	

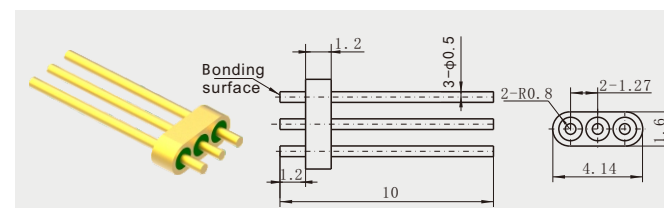
### MC-1495-JH



Model No.	Package Type	Note
MC-1495-JH	Bonding/Solder	

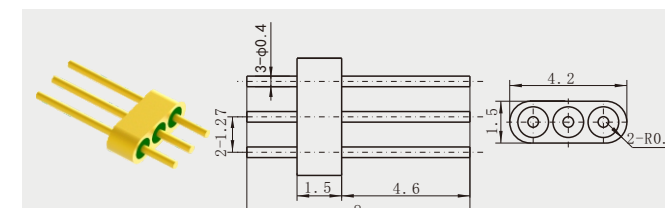
## MC Series-Multi-pin Header

### MC-789-JH



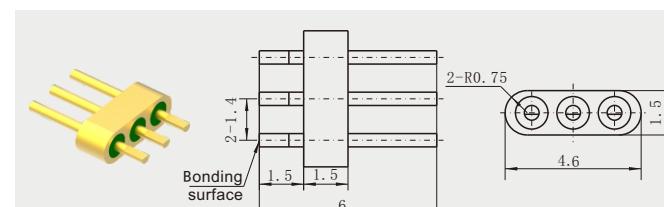
Model No.	Package Type	Note
MC-789-JH	Bonding/Solder	

### MC-274



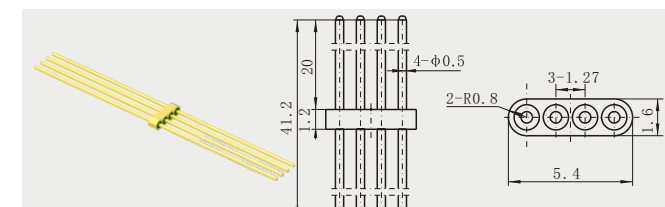
Model No.	Package Type	Note
MC-274	Solder	

### MC-1412-JH



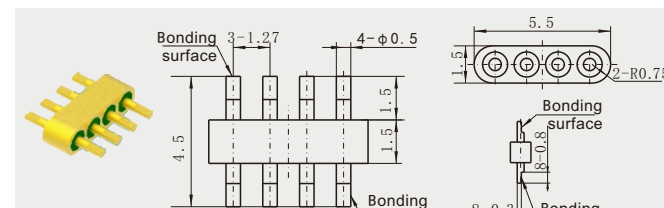
Model No.	Package Type	Note
MC-1412-JH	Bonding/Solder	

### MC-1943



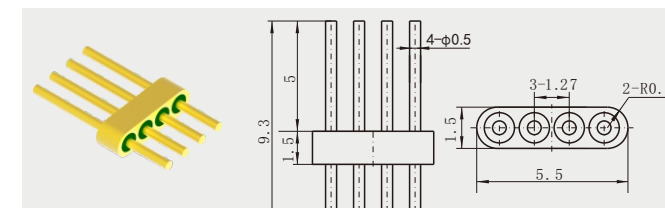
Model No.	Package Type	Note
MC-1943	Solder	

### MC-677-JH



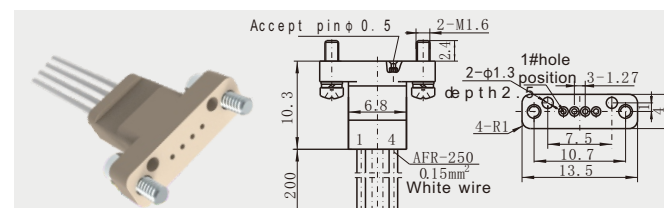
Model No.	Package Type	Note
MC-677-JH	Gold wire bonding	

### MC-242



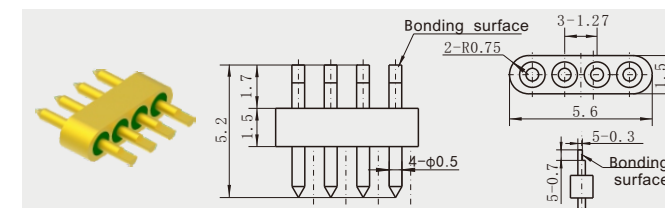
Model No.	Package Type	Note
MC-242	Solder	

### MC-2061Z-200



Model No.	Package Type	Note
MC-2061Z-200	Mating with connector	

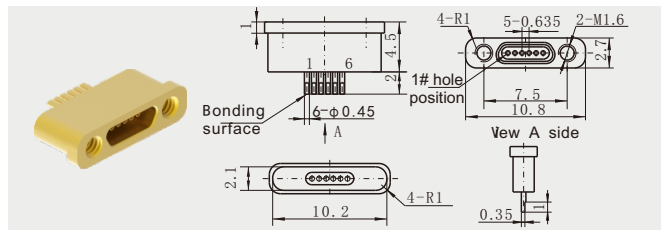
### MC-2061T-JH



Model No.	Package Type	Note
MC-2061T-JH	Bonding/Mating with connector	

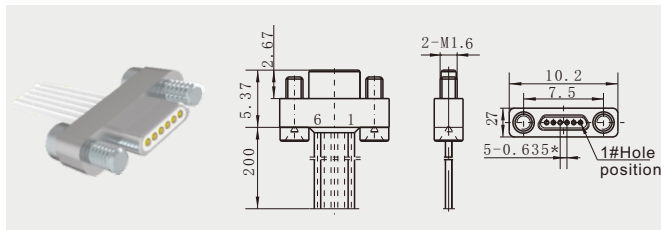
## MC Series-Multi-pin Header

### MC-1284Z2-JH



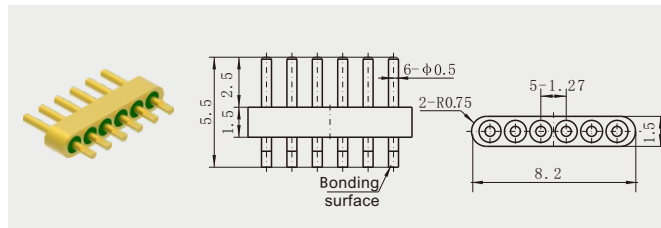
Model No.	Package Type	Note
MC-1284Z2-JH	Bonding	

### MC-1284T2-200



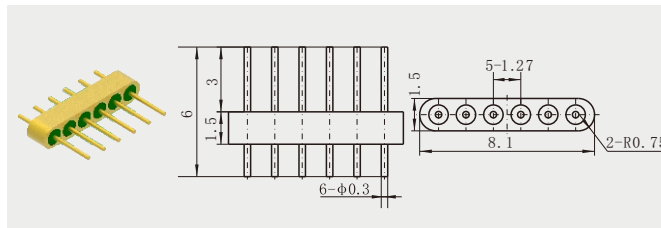
Model No.	Package Type	Note
MC-1284T2-200	Mating with connector	Accept pin φ 0.5

### MC-257-JH



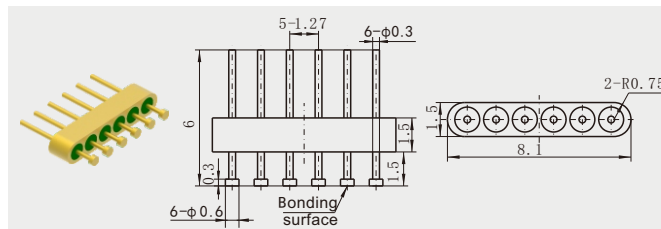
Model No.	Package Type	Note
MC-257-JH	Bonding/Solder	

### MC-256



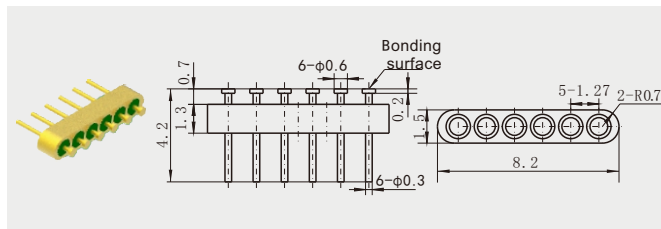
Model No.	Package Type	Note
MC-256	Solder	

### MC-1124-JH



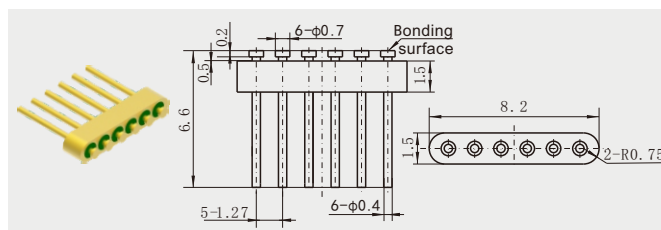
Model No.	Package Type	Note
MC-1124-JH	Bonding/Solder	

### MC-1133-JH



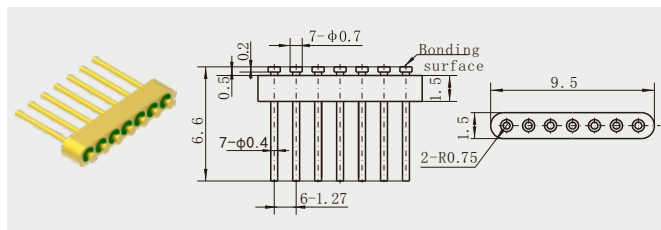
Model No.	Package Type	Note
MC-1133-JH	Bonding/Solder	

### MC-629-JH



Model No.	Package Type	Note
MC-629-JH	Bonding/Solder	

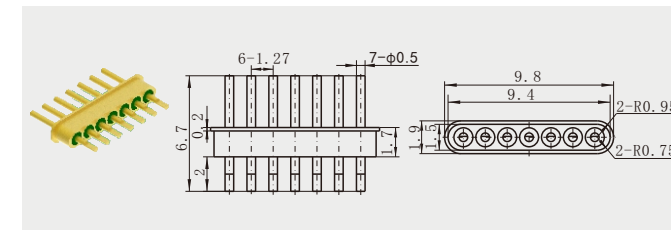
### MC-630-JH



Model No.	Package Type	Note
MC-630-JH	Bonding/Solder	

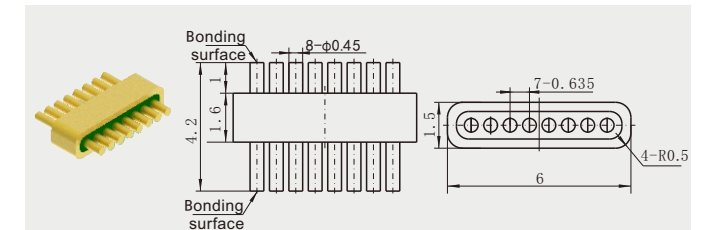
## MC Series-Multi-pin Header

### MC-268



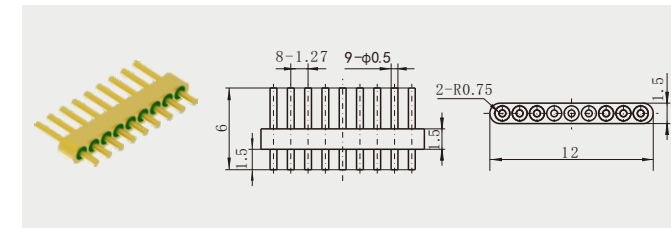
Model No.	Package Type	Note
MC-268	Solder	

### MC-1766-JH



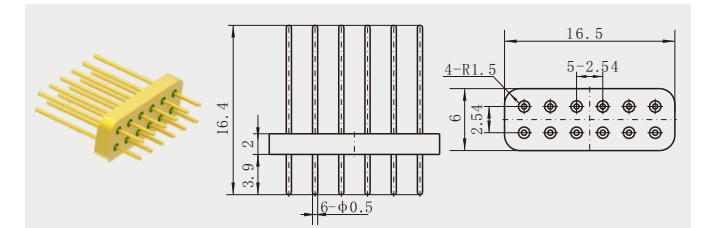
Model No.	Package Type	Note
MC-1766-JH	Gold wire bonding	

### MC-149



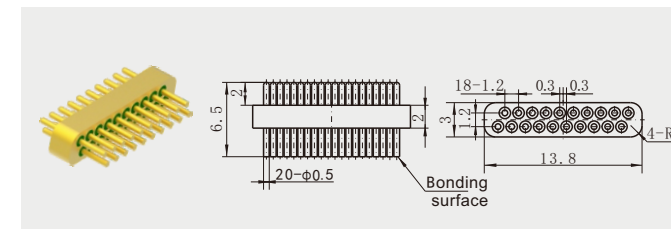
Model No.	Package Type	Note
MC-149	Solder	

### MC-2188



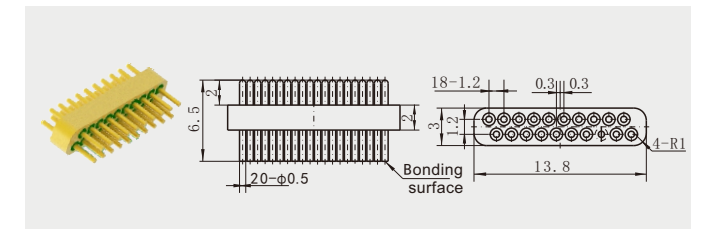
Model No.	Package Type	Note
MC-2188	Solder	

### MC-827T1-JH



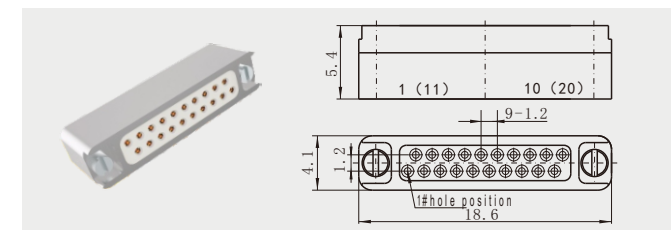
Model No.	Package Type	Note
MC-827T1-JH	Bonding/Solder	

### MC-827T2-JH



Model No.	Package Type	Note
MC-827T2-JH	Bonding/Solder	

### MC-921



Model No.	Package Type	Note
MC-921	Mating with connector	